



# KHALSA COLLEGE

## GARHDIWALA-HOSHIARPUR

Affiliated to Panjab University, Chandigarh  
Re-Accredited with 'A' Grade by NAAC

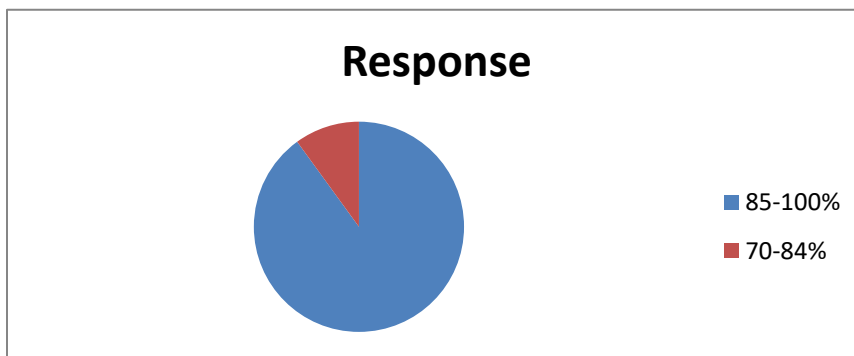
### STUDENT SATISFACTORY SURVEY ANALYSIS 2023-24

The student satisfaction survey regarding teaching learning process was carried out by IQAC cell of the college. A questionnaire was given to students. The responses received from students were analyzed and that analysis is presented below:

1. How much of the syllabus was covered in the class?

- 4- 85 to 100%
- 3 – 70 to 84%
- 2 – 55 to 69%
- 1- 30 to 54%
- 0 –Below 30%

Response	Frequency	percentage
85 to 100%	63	90%
70 to 84%	7	10%
Total	70	100%



2. How well did the teachers prepare for the classes?

4 –Thoroughly

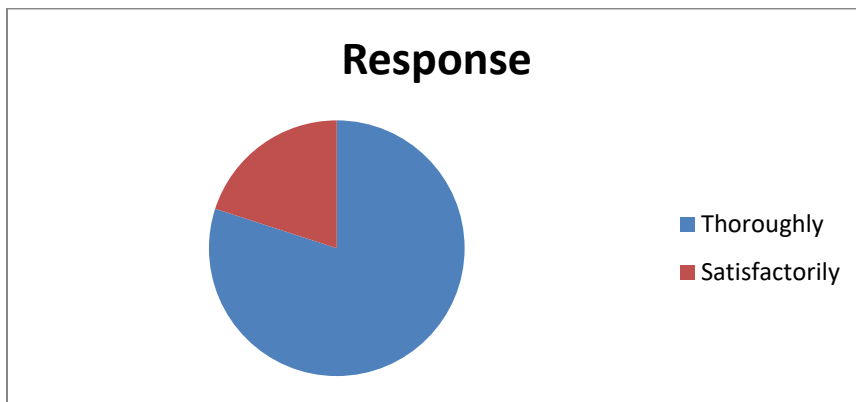
3 – Satisfactorily

2 – Poorly

1 – Indifferently

0 – Won't teach at all

Response	Frequency	percentage
Thoroughly	56	80
Satisfactorily	14	20
Total	70	100



3. How well were the teachers able to communicate?

4 – Always effective

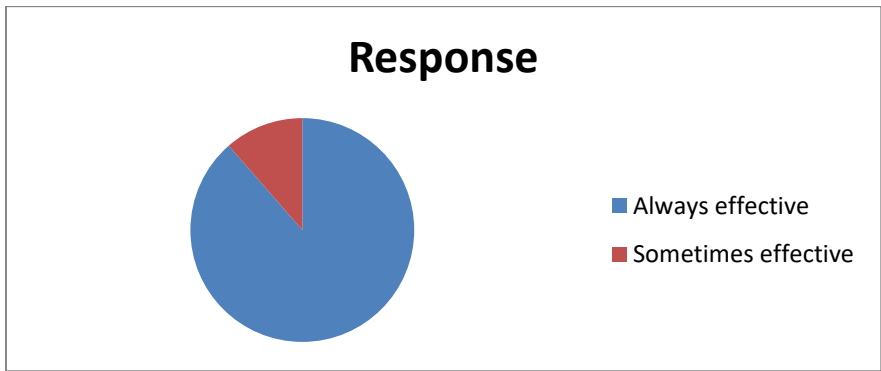
3 – Sometimes effective

2 – Just satisfactorily

1– Generally ineffective

0– Very poor communication

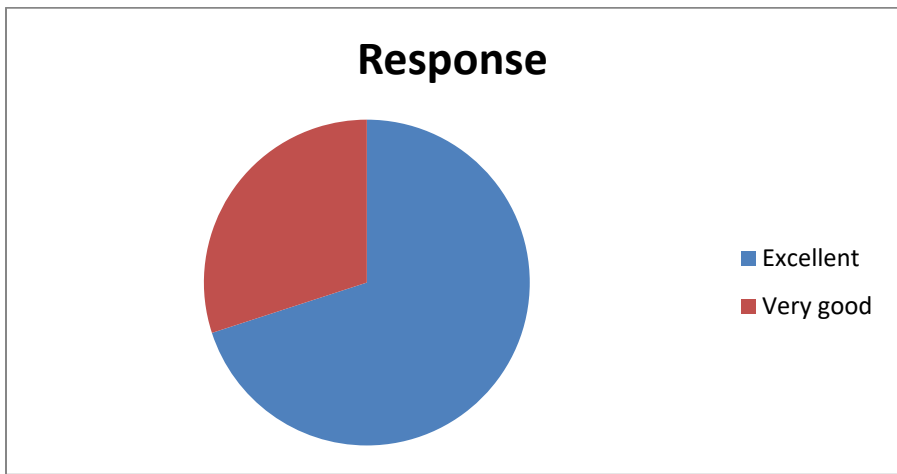
Response	Frequency	percentage
Always effective	62	88.6
Sometimes effective	8	11.4
Total	70	100



4. The teacher's approach to teaching can best be described as

- 4– Excellent
- 3 – Very good
- 2 – Good
- 1 – Fair
- 0– Poor

Response	Frequency	percentage
Excellent	49	70
Very good	21	30
Total	70	100

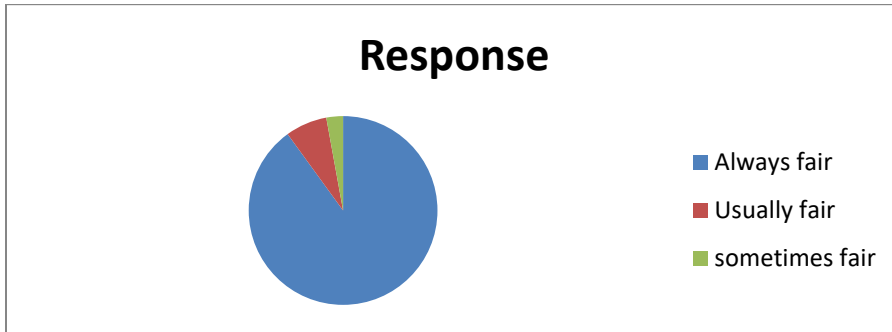


5. Fairness of the internal evaluation process by the teachers.

- 4 – Always fair
- 3 – Usually fair
- 2 – Sometimes unfair
- 1 – Usually unfair

0– Unfair

Response	Frequency	percentage
Always fair	63	90
Usually fair	5	7.14
Sometimes unfair	2	2.86
total	70	100



6. Was your performance in assignments discussed with you?

4 – Every time

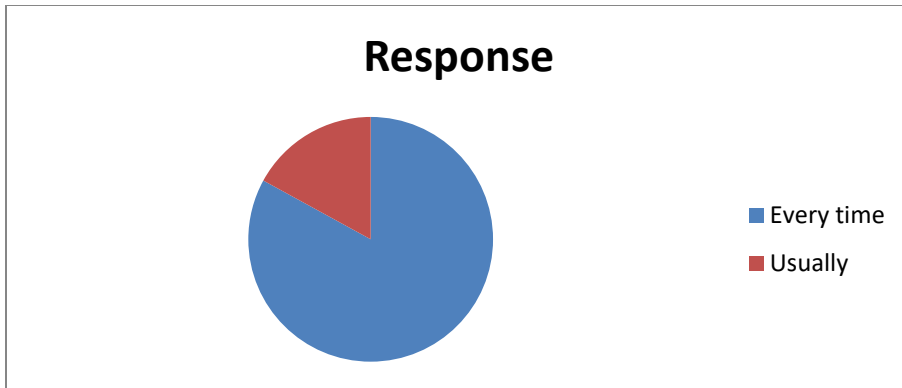
3 – Usually

2 – Occasionally/Sometimes

1 – Rarely

0– Never

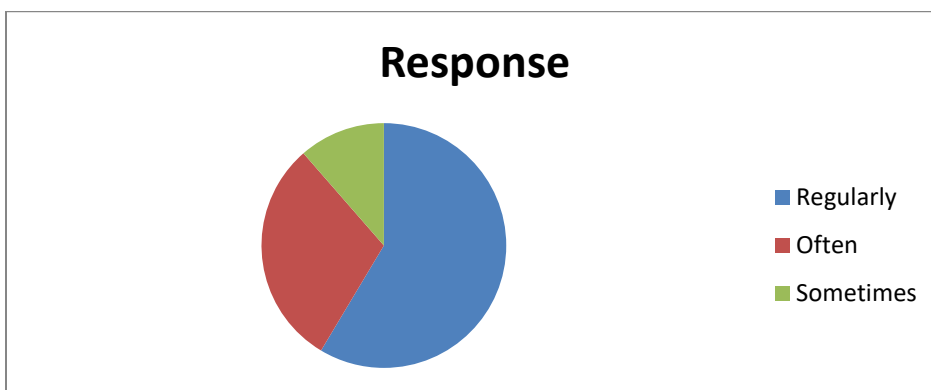
Response	Frequency	percentage
Every time	58	82.8
Usually	12	17.2
Total	70	100



7. The institute takes active interest in promoting internship, student exchange, field visits opportunities for students.

- 4 – Regularly
- 3 – Often
- 2 – Sometimes
- 1 – Rarely
- 0– Never

Response	Frequency	percentage
Regularly	41	58.6
Often	21	30
Sometimes	8	11.4
Total	70	100

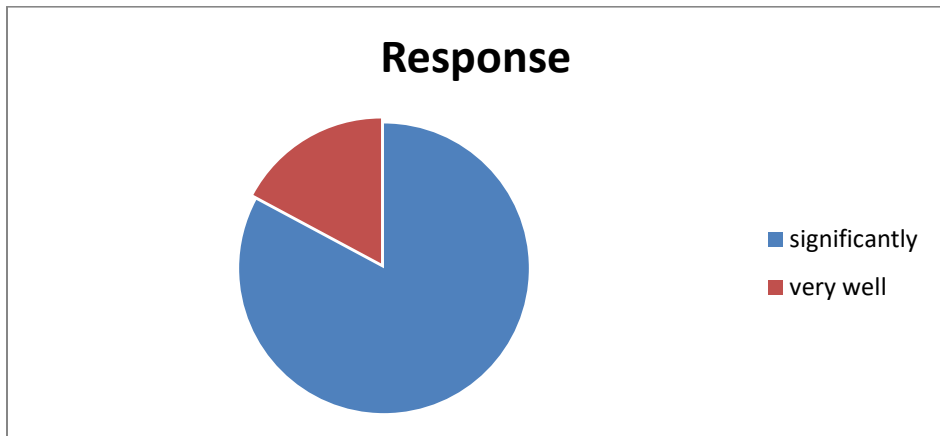


8. The teaching and mentoring process in your institution facilitates you in cognitive, social and emotional growth.

- 4 – Significantly

- 3 – Very well
- 2 – Moderately
- 1 – Marginally
- 0– Not at all

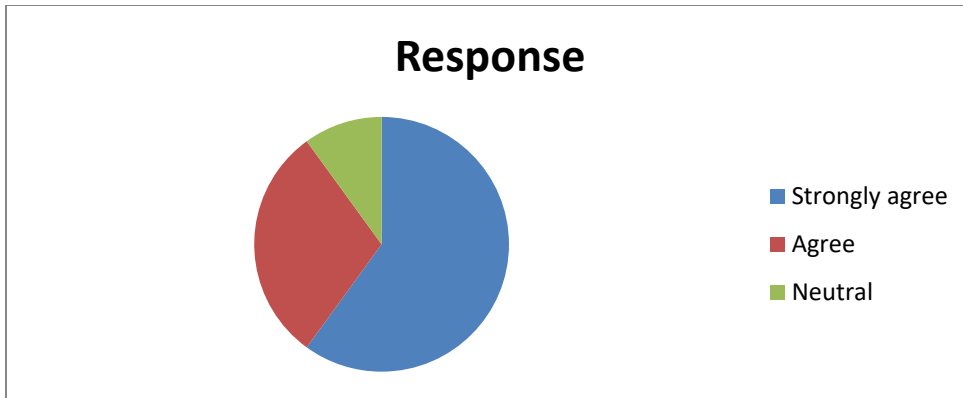
Response	Frequency	percentage
Significantly	58	82.8
Very well	12	17.2
Total	70	100



9. The institution provides multiple opportunities to learn and grow.

- 4 – Strongly agree
- 3 – Agree
- 2 – Neutral
- 1 – Disagree
- 0– Strongly disagree

Response	Frequency	percentage
Strongly agree	42	60
Agree	21	30
Neutral	7	10
Total	70	100



10. Teachers inform you about your expected competencies, course outcomes and programme outcomes

4 – Strongly agree

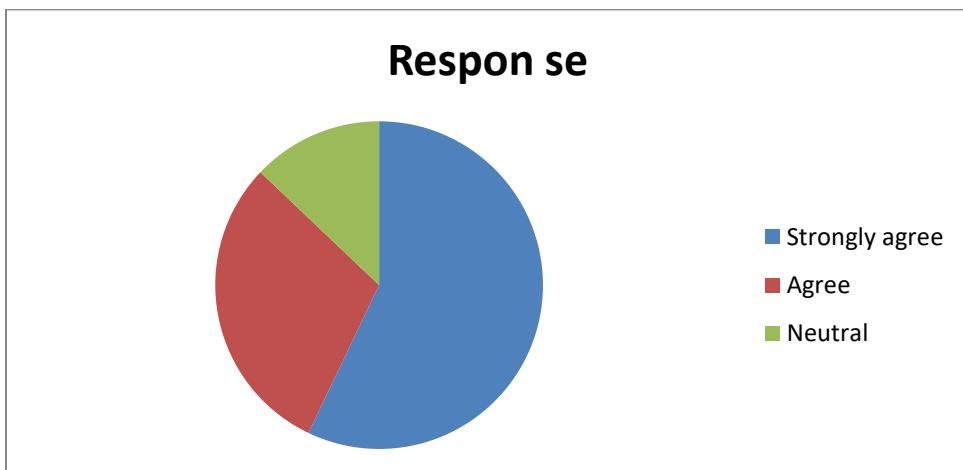
3 – Agree

2 – Neutral

1 – Disagree

0– Strongly disagree

Response	Frequency	percentage
Strongly agree	40	57.1
Agree	21	30
Neutral	9	12.9
Total	70	100

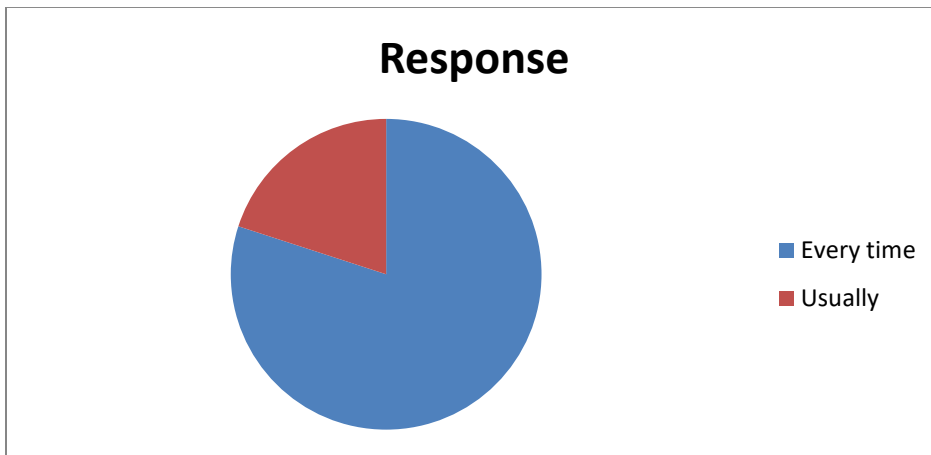


11. Your mentor does a necessary follow-up with an assigned task to you.

4 – Every time

- 3 – Usually
- 2 – Occasionally/Sometimes
- 1 – Rarely
- 0 – I don't have a mentor

Response	Frequency	percentage
Every time	56	80
Usually	14	20
Total	70	100

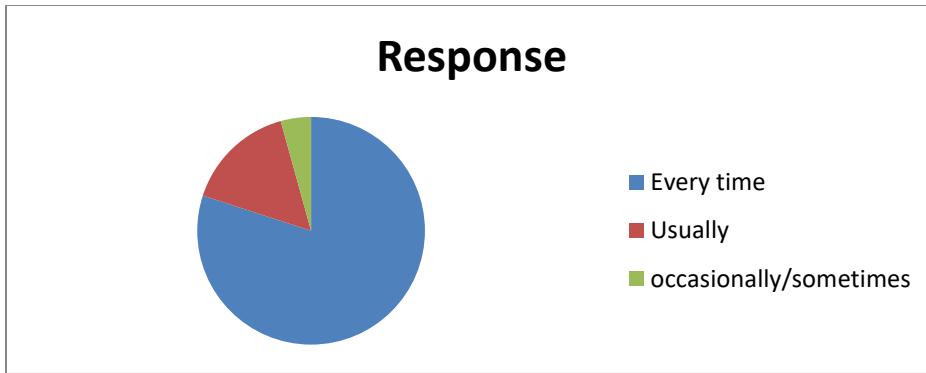


12. The teachers illustrate the concepts through examples and applications.

- 4 – Every time
- 3 – Usually
- 2 – Occasionally/ sometimes
- 1– Rarely
- 0 – Never

Response	Frequency	percentage
Every time	56	80
Usually	11	15.7
Occasionally/ sometimes	3	4.3
Total	70	100

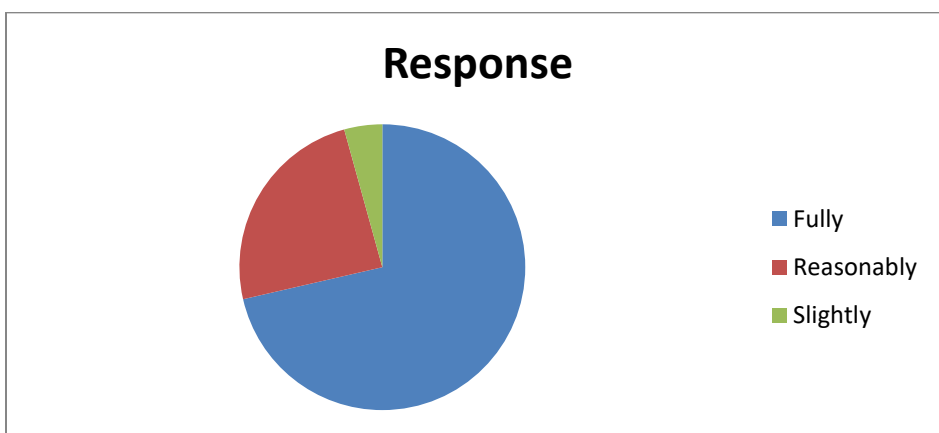




13. The teachers identify your strengths and encourage you with providing right level of challenges.

- 4 – Fully
- 3 – Reasonably
- 2 – Partially
- 1 – Slightly
- 0– Unable to

Response	Frequency	percentage
Fully	50	71.4
Reasonably	17	24.3
Partially	3	4.3
Total	70	100

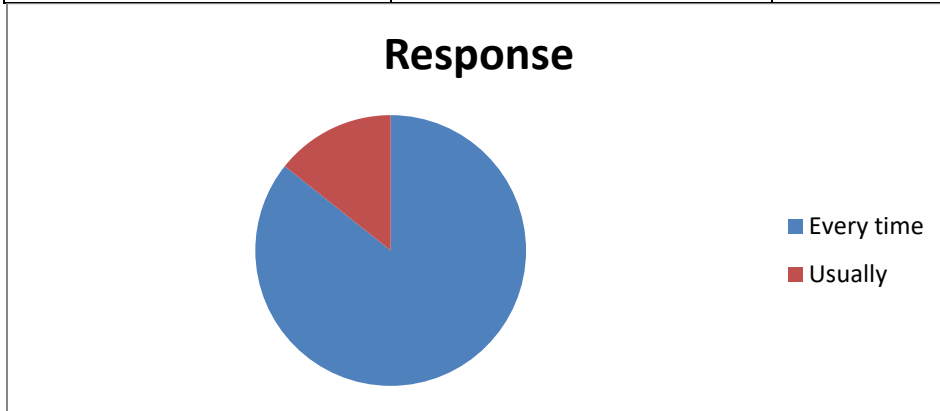


14. Teachers are able to identify your weaknesses and help you to overcome them.

- 4 – Every time
- 3 – Usually
- 2 – Occasionally/Sometimes
- 1 – Rarely

0 – Never

Response	Frequency	percentage
Fully	60	85.7
Reasonably	10	14.3
Total	70	100



15. The institution makes effort to engage students in the monitoring, review and continuous quality improvement of the teaching learning process.

4 – Strongly agree

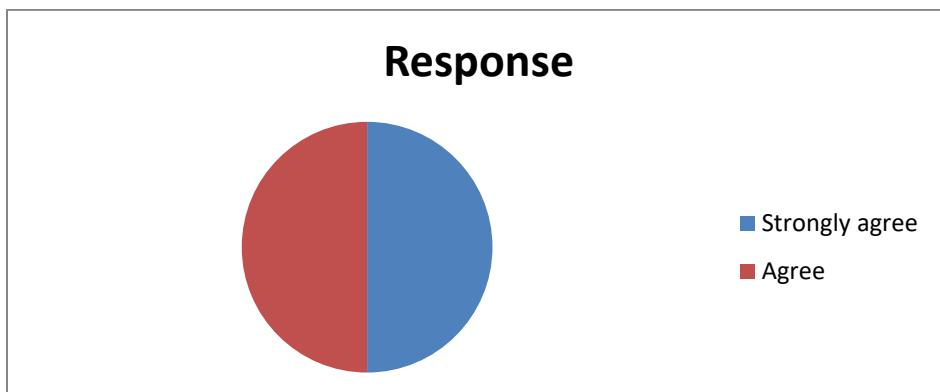
3 – Agree

2 – Neutral

1 – Disagree

0 – Strongly disagree

Response	Frequency	percentage
Strongly agree	35	50
Agree	35	50
Total	70	100



16. The institute/ teachers use student centric methods, such as experiential learning, participative learning and problem solving methodologies for enhancing learning experiences.

4 – To a great extent

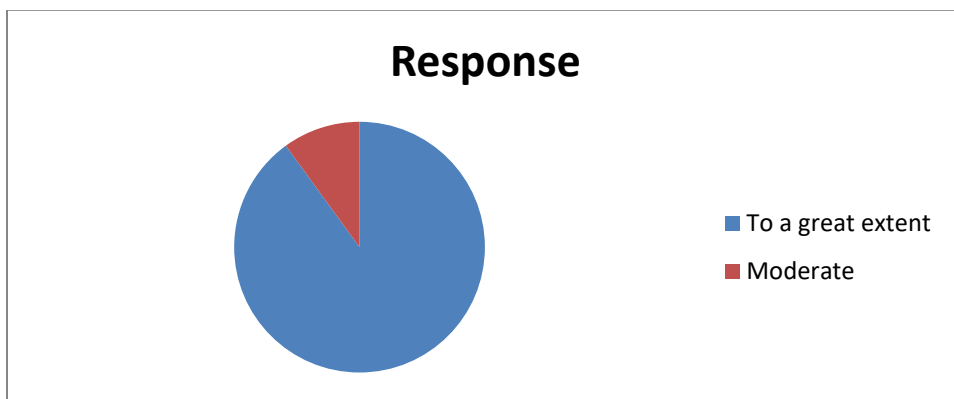
3 – Moderate

2 – Some what

1 – Very little

0 – Not at all

Response	Frequency	percentage
To a great extent	63	90
Moderate	7	10
Total	70	100



17. Teachers encourage you to participate in extracurricular activities.

4 – Strongly agree

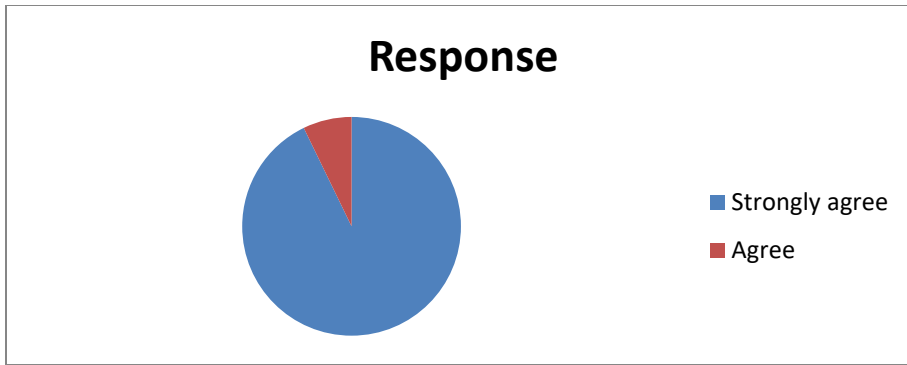
3 – Agree

2– Neutral

1 – Disagree

0 – Strongly disagree

Response	Frequency	percentage
Strongly agree	65	92.8
Agree	5	7.2
Total	70	100



18. Efforts are made by the institute/ teachers to inculcate soft skills, life skills and employability skills to make you ready for the world of work.

4 – To a great extent

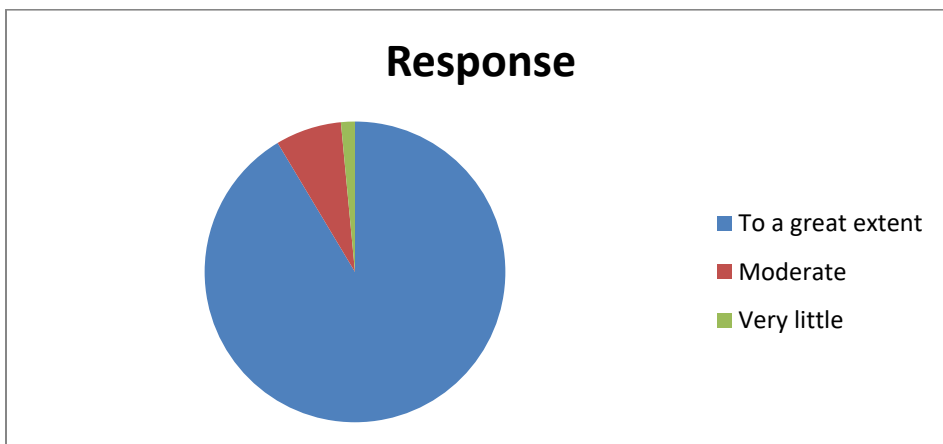
3 – Moderate

2 – Some what

1 – Very little

0 – Not at all

Response	Frequency	percentage
To a great extent	64	91.4
Moderate	5	7.1
Some what	1	1.5
Total	70	100

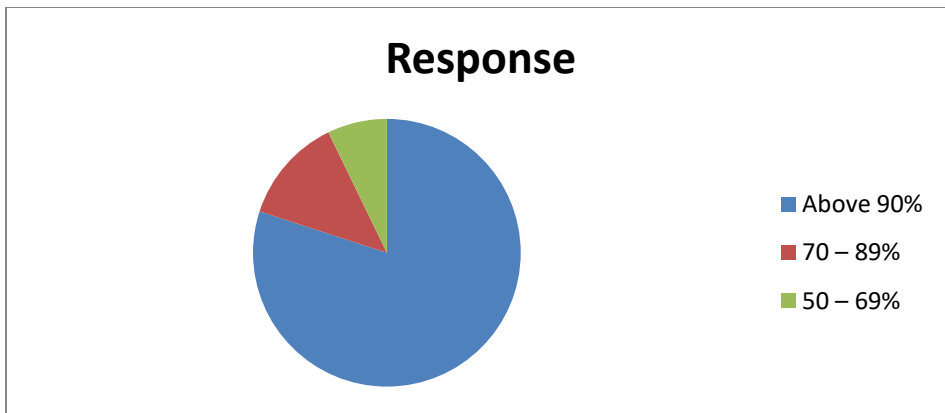


19. What percentage of teachers use ICT tools such as LCD projector, Multimedia, etc. while teaching.

4 – Above 90%

- 3 – 70 – 89%
- 2 – 50 – 69%
- 1 – 30 – 49%
- 0 – Below 29%

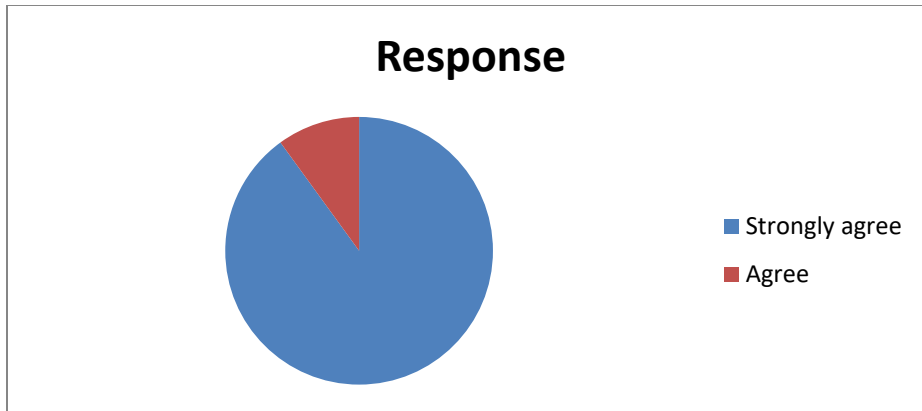
Response	Frequency	percentage
Above 90%	56	80
70 – 89%	9	12.8
50 – 69%	5	7.2
Total	70	100



20. The overall quality of teaching-learning process in your institute is very good.

- 4 –Strongly agree
- 3 – Agree
- 2 – Neutral
- 1 – Disagree
- 0 – Strongly disagree

Response	Frequency	percentage
Strongly agree	63	90
Agree	7	10
Total	75	100



21. Give three observation / suggestions to improve the overall teaching – learning experience in your institution.

1. provide opportunity to learn soft skills, employability skills, Training programs/ Skill Development programs
2. Preparation for Competitive Examination
3. There should be increase in the use of ICT in the teaching- learning process.
4. Exposure to various job opportunities, Placement drives and career prospects of the students should be arranged in the college.

**DR. JASPAL SINGH**  
-SD/-